



Carving Newsletter

February 2023



Hello Carvers,

The Gathering of the Guilds on April 28-30 is a great opportunity for carvers to sell their work and an equal opportunity for our club to meet the public. It's our major show for the year and takes the effort of many. We need your help.

If you have good carving art or craft to sell, [please let me know](#). At the recent Lincoln City carving show I met a good number of carvers who plan to participate, and we have room for more. You will need to plan; so do I.

We will have continuous demonstrations for the three days of the show featuring a rotating series of carvers. If you are willing to be a demonstrator, or to assist in the demonstration booth, [let me know here](#).

We also need general help at the show to set up, tear down, and assist in the Store. [Let me know](#) if you can help.

Three weeks after the show, Mary May flies in for an exciting week with three classes and an evening program. Details are almost complete and preference for signing up will be given to those who sign up on the Mary May Interest List ([click here](#)) or complete the online survey ([click here](#)). The two primary classes (each two days long) will likely get filled by these methods. If not, we'll open them more widely.

Mary will also be the speaker at next month's program on Thursday, February 16th ([click here to register](#)). We asked her to demonstrate carving a five-pointed star, a basic but still foundational exercise in grain training to support beginning carvers, those taking her classes, and a refresher for those more experienced. Although many know of her, an equal number don't, so this will be great way to meet her, see her teaching style, and learn a bit besides. We'll record it.

We want to schedule additional classes on Native Columbia River Art with Adam McIsaac, but we need help coordinating the classes. If you have an interest in this topic, want to take a class for free, and are willing to work as a class coordinator please send an [email to Jim Spitzer](#).

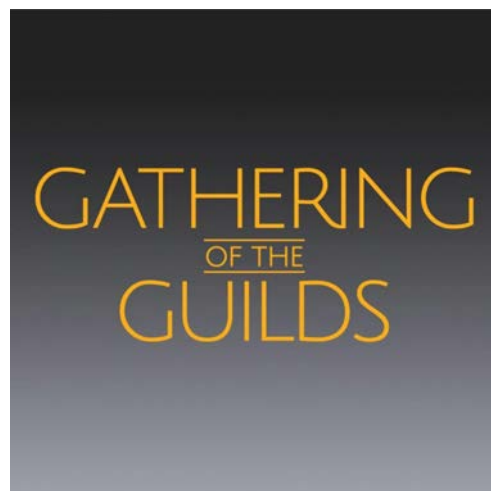
Finally, we are a club run by volunteers. Board elections are coming up in a few months so please consider a leadership role. This is a great opportunity for you to apply skills you have or want to develop. Make a difference!

Thanks for being part of the carving journey!


Larry Wade

503-312-7745

lpwade@gmail.com



[In This Issue Programs](#)

[Mary May Returning](#)

[Classes with Masa](#)

[Classes](#)

[More Learning Opportunities](#)

[Interest Lists](#)

[Upcoming Events](#)

[In Case You Missed It...](#)

[Coastal Carvers Show](#)

[More Showpieces](#)

[Jim Spitzer's Favorites](#)

[Larry Wade's Favorites](#)

[Clubs and Guilds](#)

[Educational Opportunities](#)

[Contact Us](#)

[Our Sponsors](#)

OUR MISSION: Encourage carvers at all levels through education, fellowship, and mentoring



Carving Newsletter

February 2023



Programs

FEBRUARY 16th PROGRAM - Special Zoom Program with Mary May, [click here](#) to register

Mary will join us from her studio in Charleston, SC, to grease the skids for her upcoming classes in May. This will be a chance to meet her and learn a few of the fundamentals included in most of her regular classes. She will demonstrate carving a five-pointed star, a simple but powerful project that emphasizes grain training. She will obviously take questions. To learn more about her Traditional School of Woodcarving, [click here](#). The program will be on Zoom, and you can join at home or hang out at the Guild Studio in Multnomah Village.



MARCH 14th PROGRAM - Make a Knife and Adze, [click here](#) to register

Scot Lang will demonstrate making a knife blade from a jig saw blade along with its corresponding handle. He is the president of the Central Coast Woodcarvers club near Morro Bay, California, has decades of carving experience, and has made dozens of these knives.



Jim Bergeron will show how he makes adzes as documented in a high quality video he produced. Jim lives near Astoria and will join us live to fill in the blanks and answer questions.



APRIL 11th ZOOM PROGRAM - Carving in the World of Art Nouveau, [click here](#) to register

In this program local professional Mark Downing will introduce us to the wide world of Art Nouveau woodworking. Mark is a designer, woodworker, carver, metal smith, contractor, and sailor with an impressive body of work. The program will originate at his century old home in NE Portland that is a showcase of his philosophy. He will show slides of his extensive Art Nouveau research in Paris, and we'll look at pieces that he has made and carved. We won't have time to cover his work on Northwest tribal projects, the three summers he spent building a log lodge in remote BC for EcoTrust, or his work to build a seaworthy sail boat.



Mary May Returning

Mary May is coming back May 16-21, 2023

Mary May is one of the most well-known carving teachers in the United States. Her classes will be posted in the next week or so. She taught here twice before. The last time was just before the pandemic.

There will be four opportunities to learn from her:

- » A free evening presentation on Tuesday May 16
- » A Tips & Tricks demonstration & lecture class, 3 hours (Tues afternoon May 16)
- » One class for beginners/intermediates, 2 days (carving a calla lily in both shallow and deep relief) (Wed & Thurs May 17/18, 9:00-5:00)
- » One class for more experienced carvers, 2 days (carving a Gothic corner relief) (Sat & Sun May 20/21 9:00-5:00)

If you are interested in taking any of her classes, you should put your name on the Interest List by [clicking here](#). Those first on the interest list will have the first opportunity to register for the actual classes when they are posted.

We also created a related survey to express your project and class preferences. Please complete the survey also by [clicking here](#).


Heidi McNamee is the lead class coordinator with support from Michael Rothman. For questions contact Heidi [by email here](#).



Projects selected for Mary May's two classes



Calla-Lily-High-Relief



Gothic-Corner Leaf

Classes with Masa

Bowl Making with Masa Nitani - In-person only

Two sessions: February 8 and 22, 2023, 1 – 5pm. [Click here](#) to register

This carving workshop is limited to current members of the Guild of Oregon Woodworkers who have completed the safety orientation class because of facility policy related to the use of power tools.

You will be provided with a sizable block of dried hardwood to create a unique bowl. The process starts by drawing a precise outline of the bowl shape, along with guard-band lines to allow for mistakes. A Forstner bit is used to hog out a portion of the bowl using a drill press or a corded drill. The insides are then hand carved using a variety of gouges. Once the insides are finished, you tackle the outside and bottom, which may or may not have feet.

Sides may be tapered or square, contain curves or not. Usually the outside work is done on a table saw. If you aren't certified to use the Guild's machines, someone will make the cuts at your direction.



Texturing Techniques with Masa Nitani - In-person only

March 8, 2023, 1 – 5pm. [Click here](#) to register

This is a repeat of the class taught in January. Masa is an experienced Japanese carver and woodworker who taught workshops for us before the pandemic.

This class will cover a variety of texturing techniques that you can apply to your own projects later. The texturing in this photo shows examples of hair and scale patterns.

Basswood and Walnut will be provided, but students are welcome to bring their own wood. Most texturing will be done on Basswood, and we will use a Walnut board to create shallow textured channels following its grain patterns.



How to Carve a Bear with Masa Nitani - In-person only

April 12, 2023, 1 – 5pm. [Click here](#) to register

Masa will demonstrate how he carves the Ainu bear, the traditional symbol of his native northern Japan heritage. He mastered bear carving as a teenage apprentice in Sapporo and has carved hundreds. Bears of any size take a long time to carve, so in four hours you will see the process and watch how he approaches the various stages but on a smaller scale. Once a bear is roughed out and refined, its hair is textured. The traditional Ainu bear has a salmon in its mouth, so carving it out of one block of wood is a challenge, and the fish scales are added at the end.



Classes

Carving Class with Monica Setziol Phillips - In-person only

March 11 and 12, 2023. [Click here](#) to join the Wait List.


This class is currently filled, but you can still put yourself on the wait-list in case there are cancellations and to get early access to her future classes.

The workshop gives students the opportunity to experiment and expand creative horizons based on explorations of possibilities in wood carving. Emphasis is on discovery. Students will work with a panel of alder approximately 10" x 16" that has been scored to form a grid. Within this, students will be able to explore alternative inner patterns of their choosing.

INSTRUCTOR/ARTIST BIO: Monica Setziol-Phillips learned to carve in her father Leroy Setziol's shop. She has been seriously carving since 1986. She has exhibited her work in galleries around the state and her work is in private collections around the country. Public Art commissions include Sunriver Lodge, McMinnville Civic Hall, and Salishan Lodge. She has taught carving at Sitka Center for Art and Ecology for 11 years, and lives in Sheridan, OR.




Large commission by Monica in Alaska Yellow Cedar



Examples of class project

Work by the artist's father, Leroy Setziol.



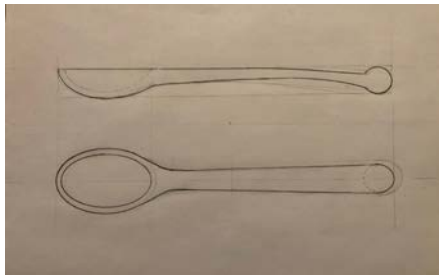
From [1991-Leroy Setziol Retrospective Exhibition.pdf](#), published by University of Oregon Museum of Art. (used with permission)

More Classes

Beginner Spoon Carving – Fridays, Feb 10 & 17, 10am - noon (Hybrid)

Taught by [Al Plasch](#). To register [click here](#)

This is a beginner's class on the basics of spoon carving. Everyone will carve a simple spoon first, then have options for exploring handle and bowl variations. Two Basswood blanks will be provided. Students need to supply two tools: a hook knife such as the Morakniv 164 and a sturdy straight knife such as the Morakniv 120 or Flexcut KN14. If you have similar tools already, talk to the instructor ([click here](#)) so we can see if you can use what you already have. They need to be sharp, so plan on doing that ahead of time. The instructor will teach from his shop in Ventura, CA via Zoom, but students can attend in-person at Larry Wade's shop near Beaverton or attend via Zoom.



Carving Special Interest Groups (SIGS) - in-person

Two groups meet monthly, one in the evening, one during the day, each two hours with an optional hour before to eat, work, or chat. Click on a link below to register for the respective series, even if you attend sporadically.

- » **EVENINGS** at Guild of Woodworkers Studio (third Thursdays), 7-9pm, [click here for the evening series](#)
- » **DAYTIMES** at Woodcraft in Tigard (1st Thursdays) 1-3pm, [click here for the daytime series](#)

The February 2nd Daytime SIG focus topic is ALL ABOUT CARVING KNIVES, led by Terry Burnside

The February 16th Evening SIG is combined with the monthly program featuring Mary May (see above)

The March focus topic will be Japanese Woodblock printing.



Yucca Spanish Dagger
by Mack Sutter
From the OCG Collection



More Classes

Sharpening for Beginners — in-person or online

Taught by Roger Crooks, Larry Wade, or Terry Burnside

Click a desired date to register, [February 8](#), [March 8](#), [April 12](#), [May 10](#)

One of our main charters is to preserve the art of carving and to do so requires teaching beginners. We all know sharpening is critical. There are many articles and videos online, and they often show contradictory ways to sharpen. For a beginner with few tools, figuring out how to start sharpening is daunting.

Our philosophy is to start with good tools and keep them sharp with stropping. Reshaping tools, power sharpening, and using stones will be taught in future classes.

This beginner's class delivers information with a [handout](#), a [video](#), and hands-on coaching. There is a fine line between getting a sharp edge and rolling over the edge making it duller. Correcting stropping techniques in real time will start carvers on the right path to building muscle memory for sharpening. The class repeats monthly, and can be attended either in-person (preferably) or via Zoom.



Leather Strops

Incised Carving Class (free) — in-person, or online

Saturday, 9:30am - noon. To register, click on the desired date: [February 18](#), [March 11](#), [April 8](#)

This one-session, 2-1/2 hour class is for those new to carving or who want to try incised carving. This class repeats most months.

The incised style carves lines into the surface of wood and can be done safely with one tool. Students will be provided with Basswood, a loaner tool, patterns, and a carving mat. This workshop will be taught in-person (as long as COVID-19 numbers are low) or it can be taken via Zoom.



Dogs Welcome Sign

Students will carve the Dogs Welcome sign shown, and wood is available for a second project afterwards. Students will use a parting (V) tool and can continue borrowing it for a month.



More Learning Opportunities

Woodcarving Class at the Beaverton Elsie Stuhr Senior Center through the Tualatin Hills Park & Recreation District (ages 55 and above), tuition varies

Taught by Nancy Girard, usually Tuesdays, weekly classes are from 10 - 11:30am.

Classes continue year round. New carvers pay a start-up fee of \$20, which includes a safety glove and thumb guard, three projects, and use of instructor's tools for the term along with instruction.

Experienced carvers get new projects and/or help for their own projects. All get the company of fellow carvers, which is vitally beneficial. More information at THPRD.com or contact Nancy Girard at girardaccessories.com.



Eastside Carver's Gathering – Tom Rich, coordinator

True North Studios 455 NE 71st Ave Portland, OR 97213

February 4 (First Saturday of the month, noon - 2pm)

The project for the East Side Carver's Gathering at True North Studio will be a Dala Horse. Also called a Dalecarlian horse, it is a traditional carved, painted wooden statue of a horse originating in the Swedish province of Dalarna. The horse was originally used as a toy for children, but it has evolved to become a symbol of Dalarna, as well as of Sweden in general.

Bring your own carving knife and safety gear like gloves and aprons. Our gatherings are always the first Saturday of the month. This month is February 4th from Noon to 2:00 PM.

We won't get as far as painting the horse during this session, but we should get enough done so that you can put the final touches on and paint at home.

If you are a wood carver or would like to learn, please join us every first Saturday of the month starting from Noon to 2pm. Please join us and please register by [clicking here](#).

We hope to form an "East-side Carver's Gathering" that will continue indefinitely at True North Studios. Questions? Contact Tom Rich. (tom@tomrich.me)



Interest Lists

Walking Sticks & Wood Spirits — Interest list only

Taught by Terry Burnside. [Click here](#) to register interest

Terry will teach this class once there is enough interest. Add your name to the list if this is a future possibility for you. No obligation.



This class is designed for those not familiar with carving a wood spirit or face carving in general. Terry developed his techniques over 25 years, incorporating the methods of several well-known carving professionals.



Call for Pictures of Your Carvings

One of the highlights of face-to-face meetings is doing a “show and tell” about carvings we have done. Each month we will include a brief narrative with pictures of members’ work. When you send photos of your work to [OCG Newsletter Editor](#), please let us know some details, such as:

- » Wood used
- » Size, including thickness of stock
- » Finish, including coloration, if any
- » Special techniques or considerations, if any
- » Any other information of interest

A few tips on taking photos:

- » Position your camera (or phone) parallel to your work
- » Use natural light (sunlight) if possible
- » The only shadows you see should be in the work (not you)
- » Use a high contrast background so your work stands out



Carved by Denis Miller



Upcoming Events

GOING ON NOW

The Odyssey of the Historic Jantzen Beach Carousel



Oregon Historical Society, Portland, OR, now through April 28, 2023,

The Odyssey of the Historic Jantzen Beach Carousel examines the carousel’s journey from Parker’s Leavenworth factory to California’s sunny shores to the Jantzen Beach Amusement Park, “Portland’s Million-Dollar Playground” on Hayden Island in the Columbia River.

For more information see the [exhibit website](#).

APRIL 2023

Capitol Woodcarvers Annual Show — Salem, OR, April 1-2, 2023 at Center 50+



Their annual April carving show is well known and is restarting after it had to be canceled during the pandemic. More information is available in their newsletter ([click here](#)), or to sign up for a table, email [Kathie Dalton](#).

Idaho Artistry in Wood Show

2023 Wood and Gourd Art Show



Jack’s Urban Meeting Place, Boise, ID. April 1 - 2, 2023

The Idaho Artistry in Wood 2023 Wood and Gourd Art Show will be held Saturday, April 1, 9am to 5pm and Sunday, April 2, 10am to 4pm at Boise’s premier exhibition hall located on the 5th floor of JUMP (Jack’s Urban Meeting Place) 1000 Myrtle St., Boise, ID 83702

Competitors from all skill levels (Novice to Expert) may submit their wood carving, turning, scroll work, fine wood working, CNC creations, gourd art, and pyrography entries for public display and judging. The show will feature demonstrations, vendors, raffles, an auction and banquet, as well as the opportunity for artists to sell their work. Their [website](#) has more details.

Oakhurst Woodcarver's Rendezvous

Community Center in Oakhurst, Ca. April 16-22, 2023 near Yosemite



This special week of carving is guaranteed to be fun for the whole family, and they are extending a special invitation to you to come and join in. They generally have several different carving classes lined up. Classes range from Relief carving, power carving, bark carving, jewelry boxes, stepping stones, gourds and pine needle baskets, scroll saw, and others. One registration fee will allow you to attend as many classes as you like, or you may choose to spend the whole week in

just one class. All classes will be on a first-come first-served basis. See the [California Carvers Guild website \(look under shows\)](#).



Carving Newsletter

February 2023



APRIL 2023

The Gathering of the Guilds

Oregon Convention Center, Portland, April 28 - 30, 2023



Oregon
Convention
Center

Six Portland-area guilds with over 200 artists will join forces to exhibit and sell art and functional products. All of which are unique and of exceptional quality. Details on the [Gathering of the Guilds website](#).

NOTE: The Oregon Carvers Guild will have a large booth and encourages all members to consider offering their creations for sale at the show. Also, if you can help at the Gathering, please let [Larry](#) know.

JULY 2023

NW Carving Academy, Ellensburg, WA

Kittitas County Fairgrounds Event Center, July 10 - 14, 2023



This is a long-established, week-long educational opportunity with multiple instructors from around the region and country. The classes that are offered include hand and power carving, pyrography, painting and design, and baskets. Additionally, special interest classes are offered for spouses and partners.

Registration is open; For more information, [click here](#).

Appreciation

By Jim Spitzer

A long-time friend from Florida was diagnosed with cancer several months ago. My wife sent her a note along with one of the few remaining comfort birds that I had made last year. Here is our friend's thank you note:


Dear Susan and Jim:

Thank you very much for the beautiful carved comfort bird. I took it with me to chemo therapy on Monday and indeed it provided comfort and support. It will be part of my ritual during this journey. Thank you for such a thoughtful, personal gift.

Love, Tom and Susan

I have given most of the birds that I have made to friends, some undergoing difficulties and losses. All expressed appreciation for this token of our support and well wishes; I think this was the first acknowledgment in writing that came as a result of OCG carving efforts.

I am making more...to gift and to support the OCG. It is a worthwhile effort.



In Case You Missed It...

The January monthly program focused on Carving Tool Storage solutions. Three handouts are available on the website by [clicking here](#), and looking down the list. You will also notice that all past program recordings are also listed. There you will find the video recording of the program, a copy of the PowerPoint slides, and a spreadsheet for the dimensions that Ruth Warbington used to make her cloth tool rolls.



Ruth is a woodworker, carver, and sewer. During the pandemic she tackled making her own tool rolls and showed the work she did, and the preferences she had for sizes and materials. This is a great resource whenever you make your own.

After tool rolls, we looked at solutions created using wood and plastic. Everyone has to pick a solution for their own tool set and working style. The PowerPoint slides show most of the photos used and are likely to be a source of inspiration for you.

We looked at some alternatives for storing and organizing expanding collections of rotary tool burrs and bits, as well as pyrography tips.

There were also examples of work benches and work holding, a big topic in its own right.




Larry Wade's Tool Transport



Masa Nitani's Tool Transport




Joe Jedrychowski's Bench



Larry Robert's Tool Storage



Mack Sutter's Tool Storage



Tom Siep's Bench

Coastal Carvers Show

The Coastal Carvers show in Lincoln City was a success. With more than 60 tables full of carvings, tools, and supplies, their 29th show was well-attended. A silent auction, benefiting the charity Landscaping with Love, and the raffle were highlights of the show. In addition, a People's Choice judging event highlighted the event at the Chinook Winds Casino.



Everett Koontz



Debbie Hoffman



Gene Tilton



Carved by Debbie Hoffman



Terry Burnside Class



Carved by Denis Miller



Carved by Lonnie Acord



Carved by Denis Miller



Carved by Jennifer Kord



Carved by Don Fromherz



Carved by Jael Rivera



Carved by Lonnie Acord

More Showpieces




Carved by Gene Tilton



Carved by Richard LaPlante



Carved by Richard LaPlante



Carved by
Larry Martin



Carved by Cherry Cox



Carved by Don Zuhlke, Featured Artist

Jim Spitzer's Favorites



Carvings by Cherry Cox



Tool Storage by Denis Miller



Carvings by Lonnie Acord



by Cherry Cox



Carving by Larry Martin

Larry Wade's Favorites

The Coastal Carver's show was a rich experience for me. I connected with many new carvers and old friends, got lots of ideas, and was inspired by the creativity of the carvings and the energy of the attendees. Job well done; worth attending every year. Now I look forward to the Salem show the first weekend in April.

Notes on my photos:

- » Marty Anderson's scary but beautiful snake cane was carved from a branch that had been strangled by a spiral twist of honeysuckle.
- » Terry Moss carved a Santa caricature collage with great craftsmanship and artistry.
- » Hyrum's Wright's nautilus shells were gorgeous, formed with wedges that were glued and power carved.
- » Richard Laplante's bear story-board made the process look easy.
- » Denis Miller of Salem has a clever accordion palm tool storage unit with hinges.
- » Jeff Harness was my first instructor and crafted this woody piece.




Terry Moss Caricatures



Nautilus Shells



Marty Anderson's Snake Cane



Denis Miller Tool Rack



Richard Laplante Carving a Bear Story Board



Jeff Harness' Carving



Carving Newsletter

February 2023



Clubs and Guilds

Coastal Carvers — Lincoln City

The club meets at the Lincoln City SDA School. Monthly meetings are usually held the first Sunday of October through May, at 1:30pm. Club members also meet weekly on Tuesday evenings, from 6 - 8pm for unstructured carving. For details, [click here](#).

Capitol Woodcarvers — Salem

Meets on the last Tuesday of each month, except the months of August and December. Meetings are from 7 - 9pm. Meetings are held at the Salem Center 50+ located at 2615 Portland RD NE, Salem, OR.

For more information, [click here](#).

Vancouver / King's Way Carvers — weekly on Thursdays

Thursday evenings from 6 - 9pm (summer 9am - noon). Contact Jim Mather at jimmatherxx@gmail.com or 360-931-0079. This group has been meeting since 2007 in a first class art room at a large private high school at 3606 NE 78th in Vancouver (Hazel Dell). The facility is locked so call ahead for the access code. They are a friendly and experienced group of carvers with a variety of interests.

Milwaukie Woodcarvers — Milwaukie

This established group has recently restarted in-person carving sessions weekly on Wednesdays from 8 - 11am at the Milwaukie Center. Drop-ins welcome for a small fee of \$1 or \$2 fee per session. Support for beginning carvers is provided. The address is 5440 SE Kellogg Creek Dr, Milwaukie, OR 97222 (off Hwy 224 near Rusk Rd).

Central Oregon Wood Carvers — Bend

Central Oregon Wood Carvers is group of carvers in and around Bend. For information, contact Scott Beyer at dxdevolt@gmail.com.

Madras High Desert Carvers — Madras

Meets weekly on Thursdays from 4:30 - 7pm, drop-ins welcome, 224 SW 5th Street Madras, OR 97741. For more information, contact Sharon Miller, madrasnana25@live.com, 541-550-6355, or Royce Embanks, royce@btstys.org, 541-325-1586.

Olympia Woodworkers Guild— Olympia

They occasionally have interesting carving presenters for their monthly meetings. For information contact Bill Cogswell at info@owwg.org or see owwg.org/blog.

Idaho Carvers Guild

This is a long-established group of carvers in and around Boise that have some meetings online and some in person. For information, contact Eric Owens at idahowoodcarvers@gmail.com.

California Carvers Guild (CCG)

This statewide umbrella organization supports over 40 local clubs throughout the state and has a very long and deep history. The local clubs produce a variety of notable shows and events. The CCG produces a comprehensive newsletter called *The Log*, and trains judges for shows. Click here for their [website](#).





Educational Opportunities

Nancy Girard teaching at True North Studi Nancy is an experienced carving instructor teaching Woodcarving for Beginners once a month at True North Studio. Her upcoming classes are Saturdays Feb 25th and March 18th; [click here](#) for True North's Upcoming Events by month to register.

Wildcraft Studio

A multi-arts non-profit that frequently has carving classes—[click here](#) for their website then scroll through their calendar. Rose Holdorf frequently teaches carving classes on the Scandinavian Dala Horse, spoons, and kitchen utensils. Their classroom is now at 50th and SE Division, Portland, OR.

Port Townsend School of Woodworking

A very important regional resource that frequently has visiting carving professionals, including Mary May. For information, see the [Port Townsend School of Woodworking](#) website.

Sitka Center for Art and Ecology

Among the many workshops the Sitka Center offers, there are 2 woodcarving classes and a pyrography class. You can check out the classes at the [Sitka Center website](#).

Contact Us

OCG Board of Directors

[Larry Wade](#), President

[Diana Groseclose-Larabee](#), Treasurer

[Roger Crooks](#), Vice President

[Jim Spitzer](#), Sponsor Coordinator

[Tom Rich](#), Secretary

[Tom Siep](#), Newsletter Editor

[Terry Burnside](#), Webmaster

Our Sponsors

Please Thank and Patronize our Sponsors



212 NE Sixth Ave Portland, OR
97232



ROCKLER

11773 SW Beaverton-Hillsdale
Hwy Beaverton, OR 97005

WOODCRAFT

12020 SW Main Street
Tigard, OR 97223
USA



Nancy & Stacey Girard
www.girardaccessories.com
girard.accessories@outlook.com
(971) 219-9231 or (503) 318-3171